



CHARLOTTE
CHESS CENTER

CLASS ACTIVITY WORKBOOK

INTERMEDIATE LEVEL

Sample Pages

Intermediate Level Workbook

FM Peter Giannatos

Sample Pages

1st Edition

© 2022 Charlotte Chess Center

www.charlottechesscenter.org

No part of this publication may be reproduced or transmitted in any form without the prior written permission from the publisher.

Sample Pages

Student Name

Table of Contents

One Move Opportunities

Checkmates

Checkmate in 1	1
Creating Checkmate	6

Tactics

Fork/Double Attack	8
Pins	11
Skewers	14
Discovery	17
Discovered Check	20
Removing the Guard	23
Decoy	26
Overloaded/Overworked	29
Assorted Tactics in 1	32

Two Move Opportunities

Checkmates

Checkmate in 2	37
----------------------	----

Tactics

Forks in 2	45
Pins in 2	47
Skewers in 2	49
Discoveries in 2	51
Removing the Guard in 2	53
Decoys in 2	55
Overloaded in 2	57


Defending Against Tactics and Threats

Defense	59
---------------	----

Intermediate Level Workbook


Activity: Checkmate in 1

Write your answer on the designated line.




White to Move

1. _____ ●●●●●●




White to Move

1. _____ ●●●●●●



Black to Move

1. ●●●●●● _____




Black to Move

1. ●●●●●● _____

Intermediate Level Workbook


Activity: Checkmate in 1

Write your answer on the designated line.




White to Move

1. _____ ●●●●●●




White to Move

1. _____ ●●●●●●



Black to Move

1. ●●●●●● _____




Black to Move

1. ●●●●●● _____

Intermediate Level Workbook


Activity: Checkmate in 1

Write your answer on the designated line.




White to Move

1. _____ ●●●●●●●●




White to Move

1. _____ ●●●●●●●●



Black to Move

1. ●●●●●●●● _____




Black to Move

1. ●●●●●●●● _____

Intermediate Level Workbook


Activity: Checkmate in 1

Write your answer on the designated line.




White to Move

1. _____ ●●●●●●




White to Move

1. _____ ●●●●●●



Black to Move

1. ●●●●●● _____




Black to Move

1. ●●●●●● _____

Intermediate Level Workbook


Activity: Checkmate in 1

Write your answer on the designated line.




White to Move

1. _____ ●●●●●●




White to Move

1. _____ ●●●●●●



Black to Move

1. ●●●●●● _____




Black to Move

1. ●●●●●● _____


Intermediate Level Workbook

Activity: Creating Checkmate in 1


Circle all pieces that would deliver checkmate on the marked square.



White to Checkmate



White to Checkmate



Black to Checkmate




Black to Checkmate




Intermediate Level Workbook

Activity: Creating Checkmate in 1


Circle all pieces that would deliver checkmate on the marked square.



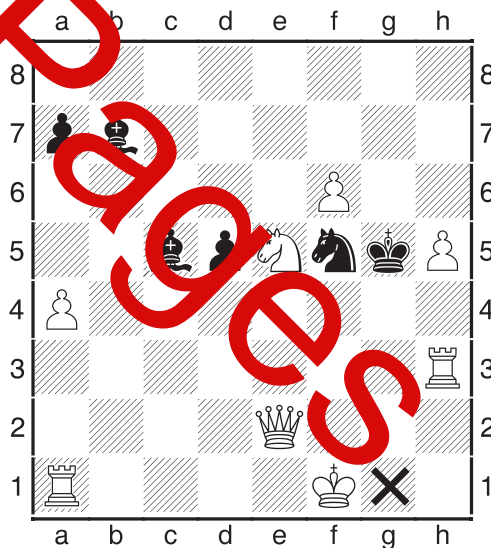
White to Checkmate



White to Checkmate



Black to Checkmate



Black to Checkmate

